



JENEsys Edge 534 with Monnit

Specifications

- ✓ Powered by Niagara 4
- ✓ Open NiCS
- ✓ Standard Niagara 4 drivers—Niagara 4 Network (Fox), BACnet, Modbus, Web & oBIX
- ✓ 10 Digital Outputs
 - Form A contacts, 24 V at 0.5 A
- ✓ 8 Analog Outputs
 - 0-10 Vdc
- ✓ 16 Universal Inputs
 - Type-3 10 K ohm thermistors
 - Resistance 0-100 K ohms
 - 0-10 Vdc
 - 0-20 mA using a 499-ohm resistor
 - Pulse input; up to 500 Hz
- ✓ 10/100 Mbps Ethernet (2), RS-485 (1), Mini-B USB (1), Micro USB (1)
- ✓ Standard RS-485 multi-drop communication bus
- ✓ Onboard Monnit gateway for connection to up to 100 Monnit ALTA wireless sensors
- ✓ 4GB eMMC flash memory
- ✓ 1GHz AM335x ARM Cortex A-8 Processor
- ✓ Existing Niagara 4 stations can be added
- ✓ 24 Vac/dc power input, ideal for equipment control and monitoring applications
- ✓ Runs on Onyxx®—an extensible platform
- ✓ Leverages global capacity licenses
- ✓ 35 mm DIN rail or flat panel mounting

868 MHz or 433 MHz Operating Frequency

JENE-EG534-WL-M8 or JENE-EG534-WL-M4

Deliver the Reliability of Niagara 4 to the Edge

JENEsys Edge® products are a new generation of IoT controllers combining the Niagara Framework® with LynxSpring's Onyxx® platform. A first-of-its-kind, the JENEsys Edge 534 with Monnit is a fully programmable Niagara 4 controller with 34 IO built in and expandable IO available, delivering edge connectivity, interoperability, data access and analytics for today's buildings, energy management, machine-to-machine applications and IoT environments. Taking Niagara 4 to the edge with real-time control—the JENEsys Edge 534 with Monnit *utilizes the same Niagara ProBuilder/Niagara Workbench software, Niagara 4 programming tools and Fox Protocol*. JENEsys Edge products are available to any certified Niagara integrator or contractor.

Connect & Access Data—Anytime, Anywhere

Purpose-built, LynxSpring's JENEsys Edge 534 with Monnit delivers edge connectivity, data access and control for today's small to mid-sized facilities, plant control, machine-to-machine and IoT applications that require smart edge technology.

Reduce Engineering Time & Installation Costs

The JENEsys Edge 534 with Monnit combines Niagara 4 and Onyxx, a proven IoT edge hardware platform, enabling facility managers, operators, system integrators and contractors to use a known user interface (*ProBuilder/Workbench*) to achieve operational efficiencies between multiple systems and/or devices, facility management functions, equipment control and business applications. The bottom line is that the JENEsys Edge 534 with Monnit licensing is *well-suited to take Niagara 4 into smaller or mid-sized and price-sensitive applications*.

Features

- ✓ JENEsys = fully programmable Niagara 4 controller
 - Fox Protocol
 - Same Programming Tools—ProBuilder/Workbench
- ✓ 34 points of IO on-board, enables an Onyxx Network, and connects to up to 100 Monnit ALTA wireless sensors
- ✓ Add to a JENE-EG534-WL-M, up to 8 Onyxx XM 34IO extender modules (*at 34 points of IO each*) for a maximum of 306 points
- ✓ Fast & increased memory capacity
- ✓ Small unit footprint (*4.5" x 4.25" x 2.25"*)
- ✓ Real-time Linux OS

Monnit Sensor Information

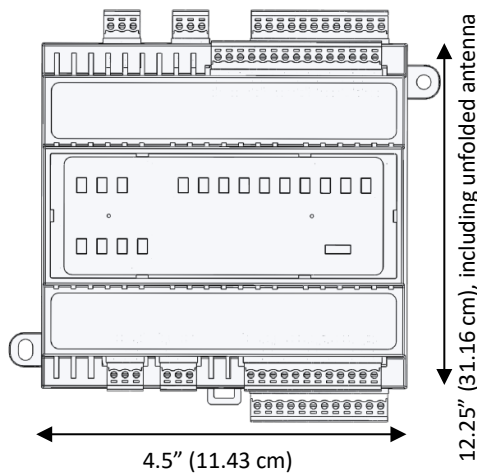
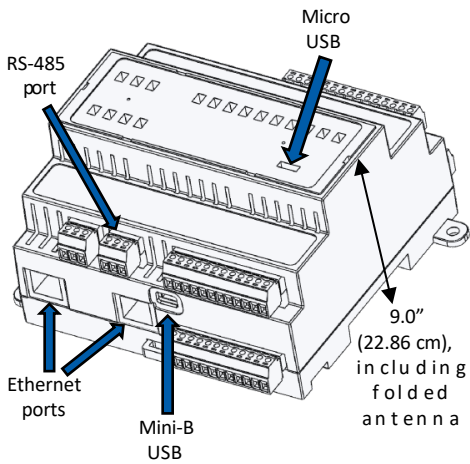
For more information on the Monnit ALTA sensors, please refer to the additional documentation on our website.

JENEsys Edge[®] 534 with Monnit[®]

PRODUCT DATA SHEET

Made in USA

Dimensions



Specifications

PLATFORM

Operating System	Niagara 4.9.1/4.7.110/4.6.96
Processor	1 GHz AM335x ARM Cortex A8
Memory	512 MB DDR3L 800 MHz, 4 GB 8-bit Embedded MMC on-board Flash
Real-Time Clock (RTC)	Battery-powered clock included to store description/setup values including year, month, date, hours, minutes and seconds

COMMUNICATION PORTS

2 Ethernet Ports	10/100 Mbps (RJ-45 Connector)
RS-485 Port	RS-485 serial port with 3-screw connector
Mini-B USB	USB Client Connector utilizes 5-pin Mini-B USB cable
Micro USB	Serial shell access
Onyx Network	3-wire (LxH LxL SHLD) high-speed differential serial signal
Antenna	Reverse-polarity SMA antenna connector

INPUTS AND OUTPUTS

16 Universal Inputs	Type-3 10 K ohm thermistors: resistance 0-100 K ohms; 0-10 Vdc; 0-20 mA using a 499-ohm resistor; pulse input: up to 500 Hz; 12-bit A/D resolution
10 Digital Outputs	Form A contacts, 24 V at 0.5 A
8 Analog Outputs	0-10 Vdc
Connector Screw Size	3/32" slotted
Supported Wire Size	28-16 AWG
Housing	UL94V-0

POWER

Power Input	External 24 Vac/dc +10%/-10%, 50/60 Hz, minimum 18 VA/device
-------------	--------------------------------------------------------------


CHASSIS

Construction	Base: Plastic, DIN rail or screw mount	Cover: Plastic
Cooling	Internal air convection	
Dimensions	4.5" (11.43 cm) width x 12.25" (31.16 cm) length, including unfolded antenna x 9.0" (22.86 cm) depth, including folded antenna	
Mounting	Flat panel and 35 mm DIN rail mounting options standard	

ENVIRONMENT

Operating Temperature	0 – 60 °C (32 –140 °F)
Storage Temperature	0 – 70 °C (32 –158 °F)
Relative Humidity Range	5 – 95% RH, non-condensing

CERTIFICATIONS

Compliance	 Approved: FCC 47 CFR Parts 15C and 18, EN 55022, EN 55011, ICES-003, RoHS, UL 916, CSA C22.2 No. 205-17, EN 61010-1: 2010, IEC 61010-1, 3rd edition; Monnit radio FCC ID: ZTL-G2SC1
------------	-------------------------------------------------------------------------------------------------------------------------------------------------------------------------------------------------------------------------------------------------------------------------

WEIGHT

JENE-EG534-WL-MX	0.9 pounds	Product and Packaging	1.6 pounds
------------------	------------	-----------------------	------------

Ordering Information

PART NUMBER(S)	DESCRIPTION
JENE-EG534-WL-M4-100	Packaging will include one (1) JENEsys Edge 534 with Monnit Controller ALTA 433 MHz (LICENSES WITH MAXIMUM OF 100 POINTS, 5 DEVICES; 250 POINTS, 5 DEVICES; 300 POINTS, 6 DEVICES; AND 1,250 POINTS, 25 DEVICES RESPECTIVELY)
JENE-EG534-WL-M4-250	
JENE-EG534-WL-M4-300	
JENE-EG534-WL-M4-1250	
JENE-EG534-WL-M8-100	Packaging will include one (1) JENEsys Edge 534 with Monnit Controller ALTA 868 MHz (LICENSES WITH MAXIMUM OF 100 POINTS, 5 DEVICES; 250 POINTS, 5 DEVICES;
JENE-EG534-WL-M8-250	
JENE-EG534-WL-M8-300	

© 2021 by LynxSpring, Inc. All rights reserved. The information and/or specifications published here are current as of the date of publication of this document. LynxSpring, Inc. reserves the right to change or modify specifications without prior notice. The latest product specifications can be found by contacting our corporate headquarters in Lee's Summit, Missouri. Products or features contained herein are covered by one or more United States or foreign patents. Other brand and product names are trademarks or registered trademarks of their respective holders. This document may be copied by parties who are authorized to distribute LynxSpring products in connection with distribution of those products, subject to the contracts that authorize such distribution. It may not otherwise, in whole or in part, be copied, photocopied, reproduced, translated, or reduced to any electronic medium or machine-readable form without prior written consent from LynxSpring, Inc. Complete Confidentiality, Trademark, Copyright and Patent notifications can be found at: lynxspring.com/company/legal.

LynxSpring[®], JENEsys[®], JENEsys Edge[®], Onyx[®] and Helix[®] are registered trademarks of LynxSpring, Inc.
Niagara Framework[®] is a registered trademark of Tridium, Inc.

2900 NE Independence Ave
Lee's Summit, MO 64064
sales@lynxspring.com


www.lynxspring.com

© 2021 LynxSpring, Inc.
All Rights Reserved Revised
11/30/2021
JENE-EG534-WL-MX-DS-V1.2

1 (877) 649-5969